



GOOF-PROOF WARRANTY PROCEDURE:

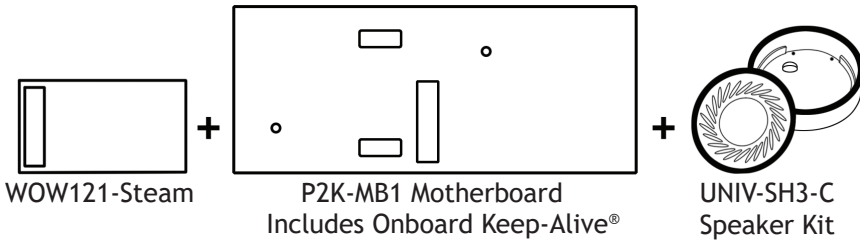
All decoders are covered by a one year, goof proof, warranty.
You **MUST** register the failed decoder on our website at www.tcsdcc.com.
Follow the instructions on the web site before returning any decoders to TCS.
Please return in a small box.

WOWKits

1920 (WSK-WAL-1)	Scale	Functions	Function Rating	Continuous/Peak
	HO	8	100 mA	1.3 /2.0 Amp

HO-Scale Walthers DCC Sound Conversion Kit

Included in this WOWKit:



This WOWKit will fit the following Walthers engines:

Proto 2000 0-8-0	Proto 2000 0-6-0
------------------	------------------

WOWKits provide everything needed for a complete sound installation. Each WOWKit has been engineered for a perfect fit to provide you with Easy, Clean, Professional results.

WOWSound is the only Load-Based Auto-Notching DCC sound decoder.

Audio Assist® (Patent Pending) for easy configuration of your decoder.

Enjoy the awesome, CD-Quality, WOWSound experience!



GOOF-PROOF WARRANTY PROCEDURE:

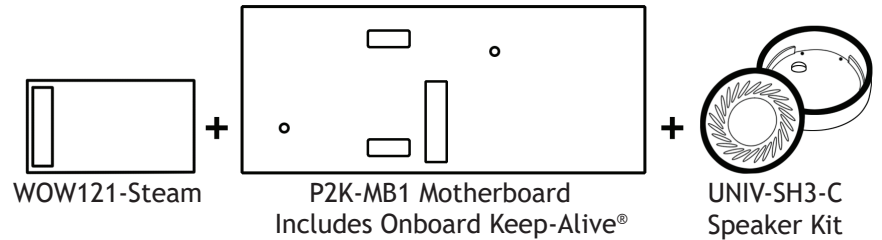
All decoders are covered by a one year, goof proof, warranty.
You **MUST** register the failed decoder on our website at www.tcsdcc.com.
Follow the instructions on the web site before returning any decoders to TCS.
Please return in a small box.

WOWKits

1920 (WSK-WAL-1)	Scale	Functions	Function Rating	Continuous/Peak
	HO	8	100 mA	1.3 /2.0 Amp

HO-Scale Walthers DCC Sound Conversion Kit

Included in this WOWKit:



This WOWKit will fit the following Walthers engines:

Proto 2000 0-8-0	Proto 2000 0-6-0
------------------	------------------

WOWKits provide everything needed for a complete sound installation. Each WOWKit has been engineered for a perfect fit to provide you with Easy, Clean, Professional results.

WOWSound is the only Load-Based Auto-Notching DCC sound decoder.

Audio Assist® (Patent Pending) for easy configuration of your decoder.

Enjoy the awesome, CD-Quality, WOWSound experience!



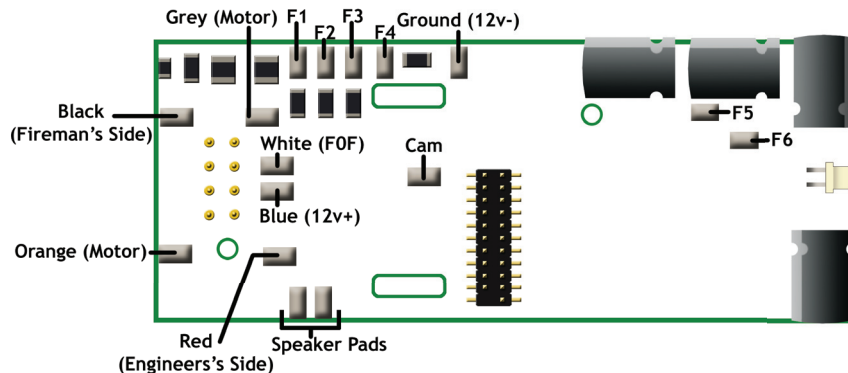
Default Decoder Button Uses

Function Button	Feature	Function Button	Feature
0	Generator	10	Johnson Bar Down
1	Bell	11	Johnson Bar Up
2	Whistle - Long Toot	12	Injector
3	Whistle - Short Toot	13	Air Pump
4	Whistle - Pre-Recorded Quill	14	Blower
5	Cylinder Cocks	15	Idling Sounds
6	Brake Release	16	Horn
7	Apply Brakes (20% Per Press)	17	Shovelling
8	1x Press: Mute/Unmute 2x Presses: Toggle light & sound mode 4x Presses: Enter Audio Assist ®	18	Blow Down
9	Rotate Whistle/Bell		

Default Decoder Button Uses

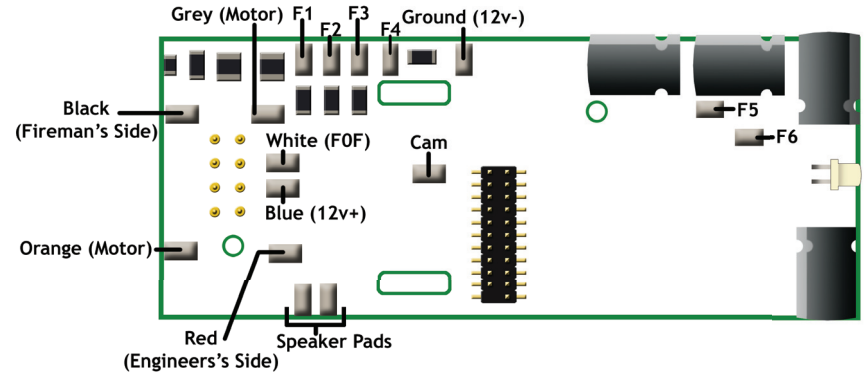
Function Button	Feature	Function Button	Feature
0	Generator	10	Johnson Bar Down
1	Bell	11	Johnson Bar Up
2	Whistle - Long Toot	12	Injector
3	Whistle - Short Toot	13	Air Pump
4	Whistle - Pre-Recorded Quill	14	Blower
5	Cylinder Cocks	15	Idling Sounds
6	Brake Release	16	Horn
7	Apply Brakes (20% Per Press)	17	Shovelling
8	1x Press: Mute/Unmute 2x Presses: Toggle light & sound mode 4x Presses: Enter Audio Assist ®	18	Blow Down
9	Rotate Whistle/Bell		

P2K-MB1 Motherboard Wiring Diagram



NOTE: All solder pads have in-line resistors for LED's.

P2K-MB1 Motherboard Wiring Diagram



NOTE: All solder pads have in-line resistors for LED's.

For complete installation images and full documentation visit our website at www.tcsdcc.com

For complete installation images and full documentation visit our website at www.tcsdcc.com